

MINER & FELTS.

Cotton-Planter.

No. 1,696.

Patented July 18. 1840

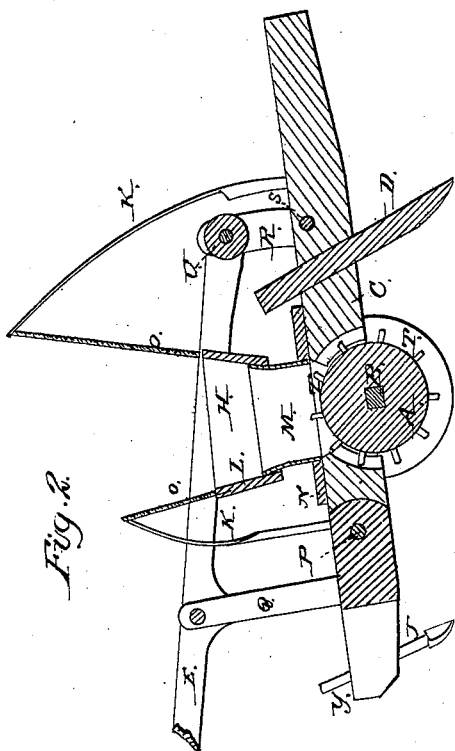


Fig. 2.

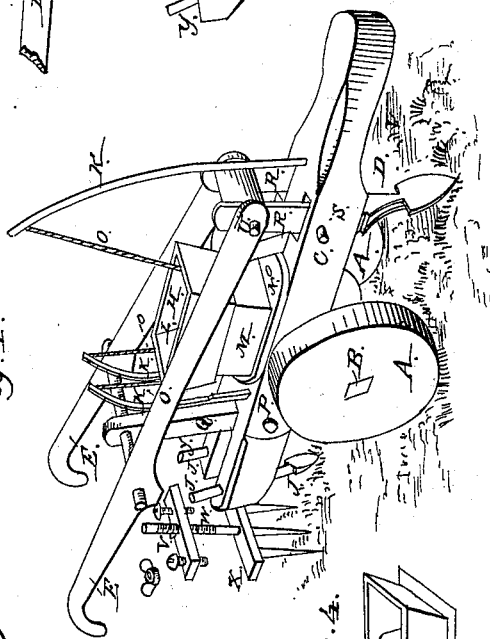


Fig. 1.

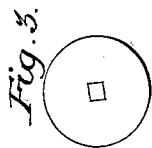


Fig. 3.

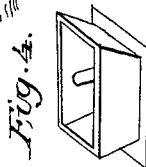


Fig. 4.

# UNITED STATES PATENT OFFICE.

LEVIN MINER AND NICH. FELTS, OF YANCEYVILLE, NORTH CAROLINA.

## IMPROVEMENT IN MACHINES FOR SOWING COTTON-SEED, &c.

Specification forming part of Letters Patent No. 1,696, dated July 18, 1840.

*To all whom it may concern:*

Be it known that we, LEVIN MINER and NICHOLAS FELTS, of Yanceyville, Caswell county, State of North Carolina, have invented a new and useful Improvement in the Machine for Planting Cotton-Seed, Corn, and other Articles, which is described as follows, reference being had to the annexed drawings of the same, making part of this specification.

Figure 1 is a perspective view of the machine. Fig. 2 is a sectional view. Fig. 3 is a wheel for planting corn. Fig. 4 is a hopper used with the same.

The machine generally resembles other planting-machines in use in its principal parts, such as the large wheels A A, Fig. 1, the axle B, beam C, drill D, handles E.

The improvement is in the hopper H, adjustable covers J, and mode of suspending the hopper by springs K, and some other minor parts. The hopper is made in three parts, L M N, connected together. The lower part, N, which is secured to the top of the beam, is made of wood, with a rectangular opening in the same. The middle part, M, is made of leather, forming a spout open at both ends, and is secured at its lower end in the opening of the lower part, N. The upper part, L, is likewise made of wood, and is shaped like a common hopper, in which the upper end of the leather spout is secured. It is suspended by cords or chains O from springs K, rising from the beam in such manner that the upper part of the hopper shall have a swinging movement, in order to shake the cotton-seed, which are light and inclined to lodge against the inside of the hopper from the top to the bottom. The front and rear ends of the openings in the beam, over which the flexible hopper is placed, and in which the feeding-wheel works, are channeled to admit the cotton-seed to enter the channels, and in which a number of teeth, T, work, projecting from the periphery of the feeding-wheel I, and into which they are inserted in rows corresponding to said channels, so that as the main wheels revolve and turn the axle on which the feeding-wheel I is fixed shall also turn and cause its teeth to pick the cotton-seed from said channels and drop them into the furrow made by the drill placed in advance of the same. The coverers, which follow the feeding-wheel, and which are fixed obliquely in the beam, are made adjustable to the in-

equalities of the ground by having a joint, P, in the beam a little forward of them, into which jointed part of the beam an upright standard, Q, is fixed, having a horizontal bar passing through it near its upper end, and which also passes through the handles near the middle of the same, said handles being connected to two short jointed standards, R R, let loosely into the beam forward of the hopper, which standards move on a pin, S, passing through the beam and feet of said standards R. the connection of the handles being also effected by means of a rod, U, passing horizontally through the handles and standards, so that by raising the handles the coverers are elevated, and by depressing them they are lowered. To the jointed part of the beam, on the top of the beam, behind the coverers, at Y Y, is fixed a piece of timber, V, across and secured to the beam by screws, through which piece of timber a mortise-hole is cut, through which passes the handle or shank W of a straight rake, X, which can be lowered or raised at pleasure by means of a wedge, which rake is in a perpendicular position, and is intended to clear away the stones or clods of earth which might be thrown on the cotton-seed by the coverers.

When it is required to plant corn, the before-described wheel and hopper must be removed and others, similar to those represented in Figs. 3 and 4, substituted therefor, which, being made like others in use and not being claimed as new, need not therefore be particularly described; and in the case of other kinds of planting suitable wheels must be provided to effect the object desired, fixed on the main axle in the manner before described.

What we claim as our invention, and which we desire to secure by Letters Patent, is—

The construction of the hopper as before described, and the mode of supporting it, in combination therewith, and in forming the beam with a movable joint to allow of the coverers and rake adapting themselves to inequalities of surface, and also in the mode of attaching the handles to the movable and fixed part of the beam, as herein set forth.

LEVIN MINER,  
NICHOLAS FELTS,

Witnesses:

HENRY R. LEE,  
HARRY FELTS.